BOCA DE LOBO–SIMPLES
ESCALA —— 1:20

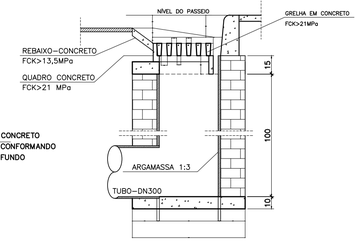

CORTE A–A
ESCALA —— 1:20

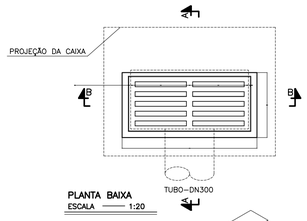

PLANTA BAIXA
ESCALA —— 1:20

DETALHE – ENVELOPAMENTO DO TUBO
ESCALA —— 1:20

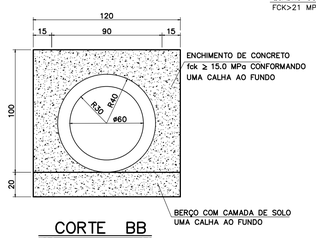

CORTE BB
ESC 1:20

DIMENSÕES

TIPO 2		
DN (mm)	Área da Seção (m²)	Volume de Conc. (m3)
800	0,55	0,55

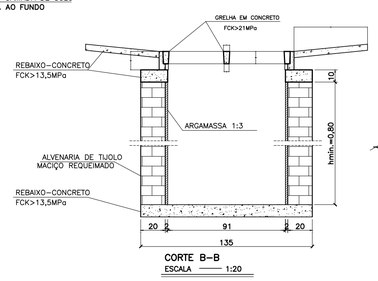

CORTE B–B
ESCALA —— 1:20

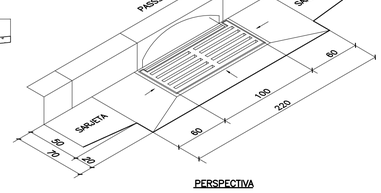

PERSPECTIVA

BOCA DE LOBO SIMPLES (BLS–01)
SEM ESC.

TAMPÕES

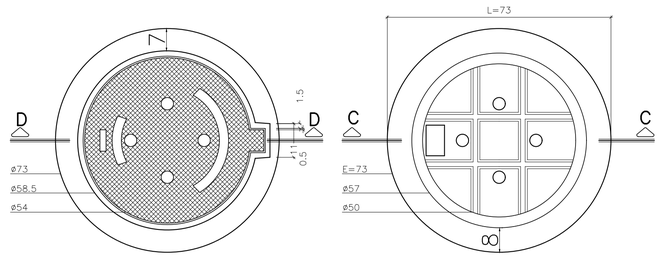

PLANTA
ESC 1:10

VISTA DO FUNDO
ESC 1:10

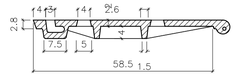

CORTE DD
ESC 1:10

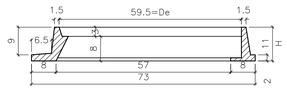

CORTE CC
ESC 1:10

DISCRIMINAÇÃO	DIMENSÕES LETRA	VALOR	TOLERÂNCIAS (cm)	
DIÂMETRO EXTERNO	De	59.5	+2	–1
DIÂMETRO INTERNO	Di	58.5	+2	–1
LARGURA TOTAL	L	73	+2	–1
ALTURA TOT. DA TAMPA	h	6	+0.5	–0.5
ALT. TOT. DA CAIXILHO	H	11	+0.5	–0.5

QUANTIDADES

DN (mm)	FORMA (m^2/un)	CONCRETO (m^3/un)	AÇO (kg/un)
500	11.45	1.57	16.4
600	12.68	1.61	16.4
700	13.94	1.62	16.4
800	15.47	1.88	17.0
900	17.86	2.00	17.0
1000	19.73	2.18	17.5
1100	22.04	2.71	24.8
1200	23.78	2.93	25.7
1300	26.20	3.14	27.8
1500	30.65	3.62	31.6

DIMENSÕES

DN (mm)	a (cm)	L (cm)	c (cm)	H (cm)	x (cm)
500	15	90	20	70	120
600	15	90	15	80	120
700	15	90	10	90	120
800	20	90	5	100	130
900	20	90	–	120	130
1000	20	100	–	130	140
1100	25	110	–	140	160
1200	25	120	–	150	170
1300	25	130	–	160	180
1500	25	150	–	180	200

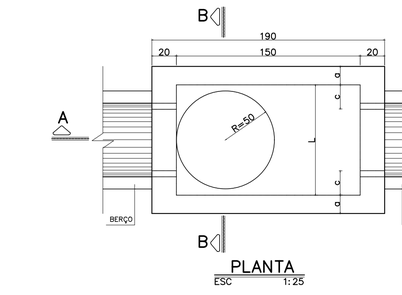

PLANTA
ESC 1:25

CORTE AA
ESC 1:25

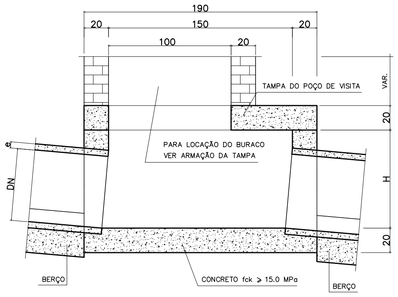

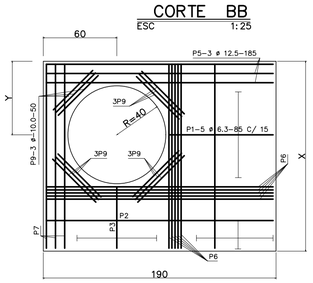

CORTE BB
ESC 1:25

TAMPAS DOS POÇOS DE VISITAS
ESC 1:25

X (cm)	Y (cm)	P1	P2	P3	P4	P5	P6	P7	P8	P9
120	60	ø6.3 C/15	–	–	ø6.3 C/15	3ø12.5	–	3ø12.5	4ø6.3	12ø10.0
130	60	ø6.3 C/15	–	–	ø6.3 C/15	3ø12.5	–	3ø12.5	4ø6.3	12ø10.0
140	65	ø6.3 C/15	–	–	ø6.3 C/15	3ø12.5	–	3ø12.5	4ø6.3	12ø10.0
150	65	ø6.3 C/15	–	ø4.2 C/10	ø6.3 C/15	3ø12.5	4ø10.0	3ø12.5	4ø6.3	12ø10.0
160	65	ø6.3 C/15	ø4.2 C/12.5	ø6.3 C/20	ø6.3 C/15	3ø12.5	4ø10.0	3ø12.5	5ø6.3	12ø10.0
170	65	ø6.3 C/15	ø4.2 C/12.5	ø6.3 C/20	ø6.3 C/15	3ø12.5	4ø10.0	3ø12.5	5ø6.3	12ø10.0
180	65	ø6.3 C/15	ø4.2 C/12.5	ø6.3 C/15	ø4.2 C/15	3ø12.5	5ø10.0	3ø12.5	5ø8.0	12ø10.0
190	65	ø6.3 C/15	ø6.3 C/15	ø6.3 C/15	ø4.2 C/15	3ø12.5	5ø10.0	3ø12.5	6ø8.0	12ø10.0
200	65	ø6.3 C/15	ø6.3 C/15	ø6.3 C/15	ø4.2 C/15	3ø12.5	5ø10.0	3ø12.5	6ø8.0	12ø10.0

DIÂMETRO (mm)	ESPAÇAMENTO (m) MÍNIMO	MÁXIMO
500	60	100
600	60	100
700	60	100
800	60	120
900	60	120
1000	60	120
1100	60	150
1200	60	150
1300	60	150
1500	60	200

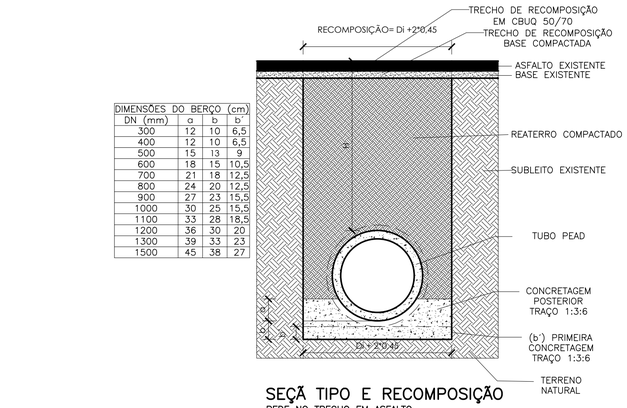

DIMENSÕES DO BERÇO (cm)			
DN (mm)	a	b	b'
300	12	10	6,5
400	12	10	6,5
500	15	13	9
600	18	15	10,5
700	21	18	12,5
800	24	20	12,5
900	27	23	15,5
1000	30	25	15,5
1100	33	28	18,5
1200	36	30	20
1300	39	33	23
1500	45	38	27

SEÇÃ TIPO E RECOMPOSIÇÃO
REDE NO TRECHO EM ASFALTO
ESC.: 1:25

NOTAS

OBS.:
1 - LARGURA DA VIA PROJETADA DEVERÁ SER CONFERIDA IN-LOCO;
2 - PAVIMENTAÇÃO ASFÁLTICA CONFORME MEMORIAL DESCRITIVO;
3 - UNIDADES DE MEDIDA EM METROS, SALVO QUANDO INDICADO O CONTRÁRIO;

COD.	DESCRIÇÃO	SUPERVISÃO	
VER.1	ENTREGA PRIMEIRA VERSÃO	SUPERVISÃO	05/26

CONTRATADA: FRAGA MARQUES

N° DO CONTRATO: 012/2025
RESP. TEC.: JORGE CÉLIO FRAGA GODINHO
REG. CREA: CREA 2014140455

PROPRIETÁRIO:
JULIO CESAR GOMES GROSSI:00389263699
JÚLIO CESAR GOMES GROSSI
PREFEITO MUNICIPAL

RESPONSÁVEL TÉCNICO
JORGE CELIO FRAGA GODINHO:04617848657
JORGE CÉLIO FRAGA GODINHO
CREA 2014140455

PROPRIETÁRIO:
PREFEITURA MUNICIPAL DE SILVEIRÂNIA

OBJETO:
SISTEMA DE DRENAGEM PLUVIAL

LOCALIZAÇÃO:
SILVEIRÂNIA / MG

CONTEUDO:
PROJETO EXECUTIVO
PROJETO DE DRENAGEM
DETALHES EXECUTIVOS

DATA:	ESCALA:	
MAIO/2026	INDICADA	01/01
ARQUIVO: BAS.012–2025.MG.SIL.DRE.DES.001=0		